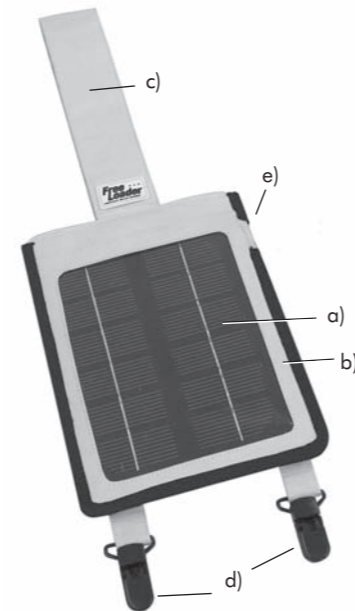


FreeLoader PORTABLE SOLAR ENERGY Supercharger

*The superfast way to
charge FreeLoader*

User Manual

Model - SC8091/SC8092



- a) Solar cell
- b) Tough case
- c) Adjustable Velcro strap
- d) Fasteners
- e) USB cable connection point

1

Electrical Characteristics

Power: 1.
Output current: 6V
Output voltage: 250mA
Weight: 115gm (200gm in Case)
Dimensions: 15.5 x 13.9cm (21 x 15.5cm in Case)
Operating temp. range: -20 to +80 °C

Components Included:

1 x Supercharger Solar Cell
1 x Tough Case

Performance

The charger will fully charge a FreeLoader battery/hub in as little as 4 hours* if the charger is facing the sun.

Longer charge-up times should be expected if facing away from the sun or on a cloudy day.


* Average

2

Operation Instructions:

1. To Fix Supercharger onto bag

Supercharger can be fixed with either with the fasteners and/or the adjustable Velcro strap, whichever offers the most secure fixing. Take care when opening the teeth of the fasteners - always lift up the rear of the fasteners first.



Open jaws of fastener, position around fastening point, then close firmly

Lift to open


Tip - Supercharger will always perform at its best if held on a tilted plain (45 degrees or vertical) if facing the sun or on the horizontal plain if facing away from the sun.

3

2. To Charge FreeLoader using Super Charger

Supercharger is designed to connect directly to the FreeLoader battery/hub (the section of FreeLoader with the 3 LED's), so FreeLoader's original solar panels can be left at home.

Using the FreeLoader USB charge cable (supplied with FreeLoader), connect the mini USB end into FreeLoader's "Power In" socket (item 2 on the FreeLoader User Manual) and the other end into the USB socket on the side of Supercharger (see point e on page 1).



It is strongly advised to locate the FreeLoader battery/hub inside a backpack, bag, panniers etc and keep in a waterproof bag (do not allow it to get wet as this may permanently damage it's electronics).

Because Supercharger is providing power through the mini USB port ("Power In" socket) it has in built protection to prevent its battery from being overcharged and permanently damaged.

.4.

When Supercharger is connected to FreeLoader its centre LED will shine red in sunny conditions and green in cloudy conditions. The reason the LED is green in cloud is because the voltage is reduced, and whilst this still delivers a worthwhile charge to FreeLoader its electronics recognise that the voltage is reduced and turns the LED green. There is no indication when FreeLoader is fully charged, but in approx 3 to 5 hours of exposure to the sun its battery will be fully charged.

KEY TO LED DISPLAYS			
LIGHT A	LIGHT B	LIGHT C	EXPLANATION
RED	OFF	RED	Charging from solar panels
OFF	RED	OFF	Charging from USB, charging from Supercharger or sending charge to mobile device
OFF	GREEN	OFF	Fully charged from USB or taking a low charge from Supercharger

Please note: There is no indication to confirm that FreeLoader is fully charged when using the solar cells to charge, but prolonged exposure of FreeLoader to sun/daylight will not damage the battery because of its in-built advanced charge control electronics.

Tip: If using FreeLoader to charge multiple devices e.g. phone, iPod, Sat Nav etc, it may be worth considering an additional FreeLoader Battery/Hub (available from your retailer or from www.solartechnology.co.uk), so that two hubs can be charged in one day, giving double power.

3. When to use Supercharger

Supercharger can be used in all weather conditions, including torrential rain, but care should be taken to ensure that the FreeLoader battery/hub is kept dry at all times.

5

4. Cleaning

It is important for optimum performance that Supercharger's solar panel is kept clean and free from dust, condensation etc. Therefore, if Supercharger has been used in wet or dusty conditions, as soon as possible remove the solar cell from the tough case and clean the cell with a soft cloth. The tough case can be brushed free of dust and it's clear window cleaned or allowed to dry.

5. Warning

Supercharger is only designed to be used in conjunction with FreeLoader. Do not use it to charge any device directly or to power any other type of charger.

6. Warranty

Supercharger is supplied with a 12 month warranty. Should a failure occur during this time Solar Technology International Ltd will repair or replace any fault, at its discretion.

Solar Technology International Ltd does not accept liability for any 3rd party damage how so ever caused or any costs associated with the return postage of faulty products.

To make a warranty claim please telephone Solar Technology International Ltd on 01684 774000.

These warranty conditions in no way affect your statutory rights. A full set of Solar Technology International Ltd terms and conditions are available on request.

.6.

Solar Technology International Ltd

Solar Technology International Ltd continues to develop innovative ways to use solar electric cells as an alternate power source to grid connected mains. We have products such as solar panel kits, interior solar lighting kits, solar security products even fun solar models.

To find out more about us contact us at:

- **online:** www.solartechnology.co.uk
- **email:** us on sales@solartechnology.co.uk
- **telephone:** 01684 774000

or write to us at Solar Technology International Ltd, Unit 4, Station Drive, Bredon, Nr. Tewkesbury, Glos. GL20 7HH.

WE WANT YOUR PICTURES!

We are seeking images of you and your FreeLoader/ Supercharger in action in the weirdest and most wonderful places around the world. For every picture we publish on our web site you will receive a complimentary FreeLoader Battery/Hub worth £12.99.

Please email your images to sales@solartechnology.co.uk and don't forget to include your mailing address.

Note: We cannot guarantee to publish every image received - the final decision to publish or not will be made by Solar Technology International Ltd. By sending the image the sender automatically grants Solar Technology International Ltd approval to use the image for any future use in marketing its FreeLoader product.

.7.